

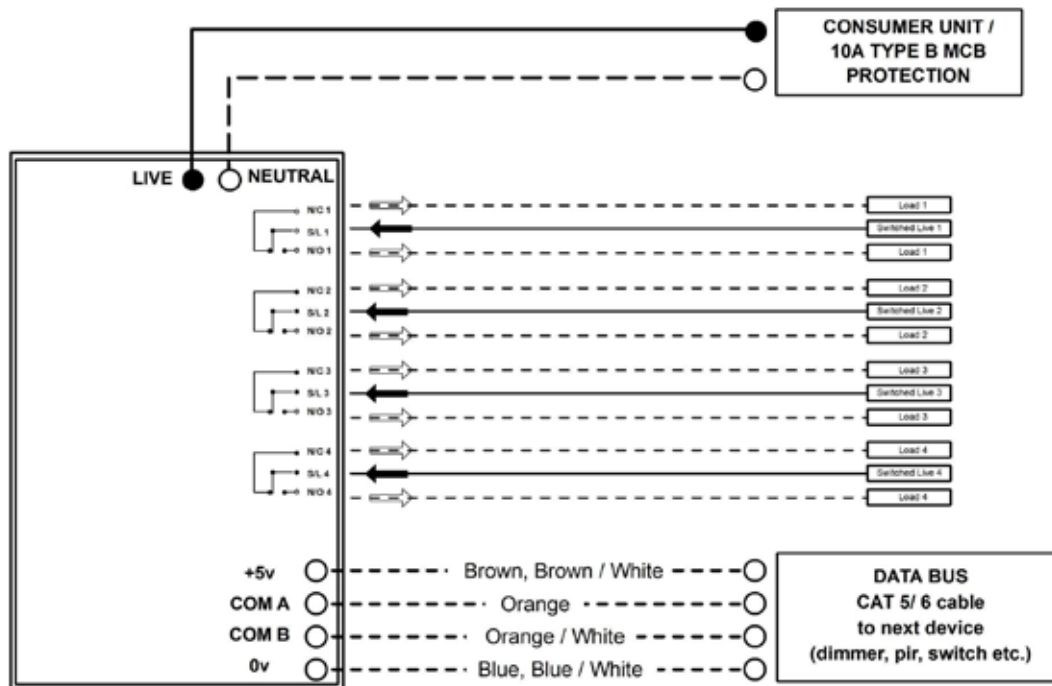
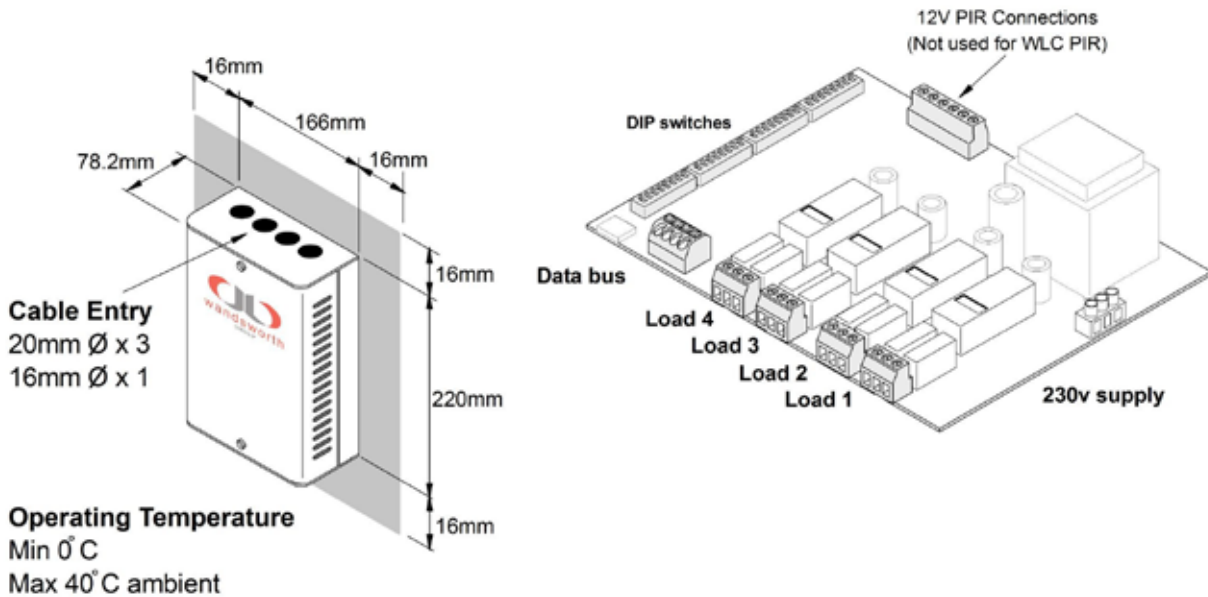
WLC 4xRLY

4 channel volt-free relay output module

Relay board is supplied with or without enclosure.

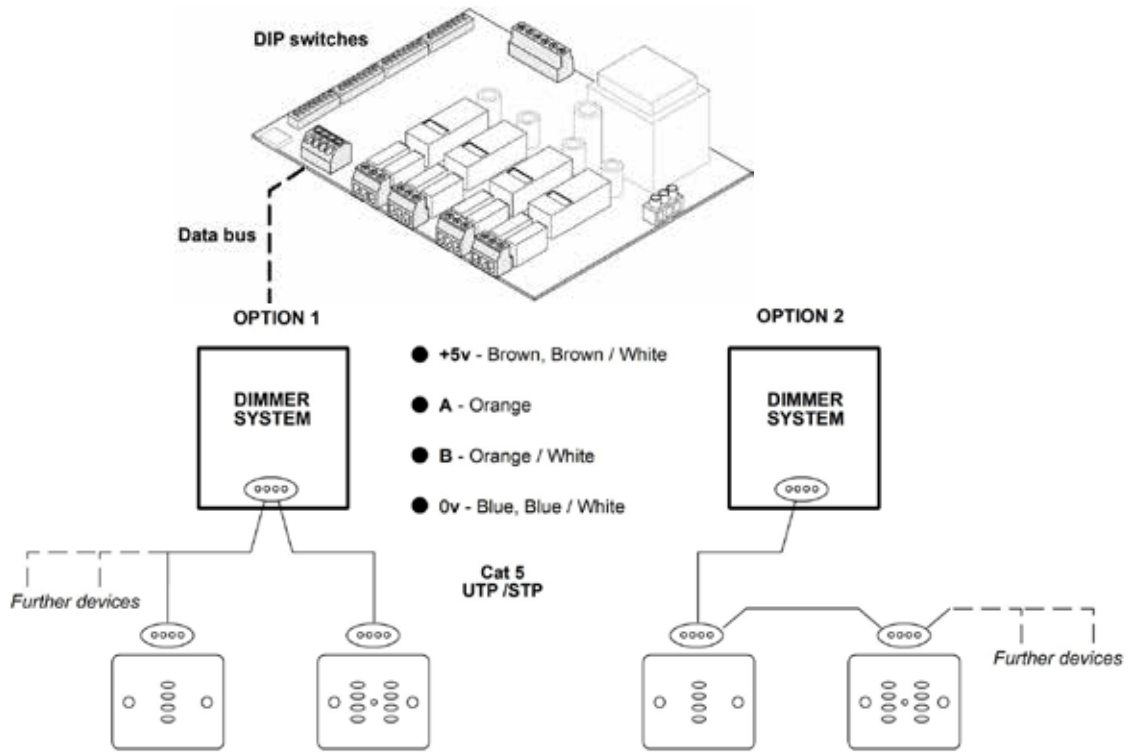
For enclosed version mount on a solid non flammable surface using suitable fasteners supplied by others.

Ensure 16mm ventilation gap around dimmer pack



Please note: Any variance from the recommended wiring instructions shown in this datasheet will invalidate the warranty.

We reserve the right to change specification and data herewith without notice.



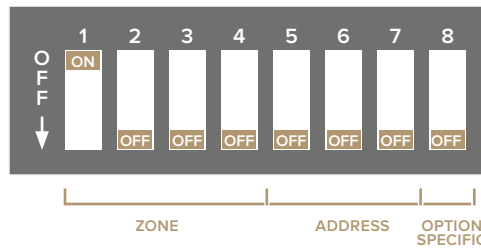
DIP switch configuration

ZONE NUMBER	SW1	SW2	SW3	SW4
1	OFF	OFF	OFF	OFF
2	ON	OFF	OFF	OFF
3	OFF	ON	OFF	OFF
4	ON	ON	OFF	OFF
5	OFF	OFF	ON	OFF
6	ON	OFF	ON	OFF
7	OFF	ON	ON	OFF
8	ON	ON	ON	OFF
9	OFF	OFF	OFF	ON
10	ON	OFF	OFF	ON
11	OFF	ON	OFF	ON
12	ON	ON	OFF	ON
13	OFF	OFF	ON	ON
14	ON	OFF	ON	ON
15	OFF	ON	ON	ON
16	ON	ON	ON	ON

ADDRESS NUMBER	SW5	SW6	SW7
1	OFF	OFF	OFF
2	ON	OFF	OFF
3	OFF	ON	OFF
4	ON	ON	OFF
5	OFF	OFF	ON
6	ON	OFF	ON
7	OFF	ON	ON
8	ON	ON	ON

WLC****DD

DALI/DSI	SW8
DALI	OFF
DSI	ON



WLC****RLY

RELAY	SW8
NORMAL	OFF
REVERSE	ON

EXAMPLE

MASTER BEDROOM		SW1	SW2	SW3	SW4	SW5	SW6	SW7		
CIRCUIT 1	ZONE 1	OFF	OFF	OFF	OFF	OFF	OFF	OFF	Dali Dimming	OFF
CIRCUIT 2	ZONE 1	OFF	OFF	OFF	OFF	ON	OFF	OFF		OFF
CIRCUIT 3	ZONE 1	OFF	OFF	OFF	OFF	OFF	ON	OFF		OFF
EN-SUITE									Normal Relay	
CIRCUIT 1	ZONE 2	ON	OFF	OFF	OFF	OFF	OFF	OFF		OFF
CIRCUIT 2	ZONE 2	ON	OFF	OFF	OFF	ON	OFF	OFF	OFF	OFF
WALK IN WARDROBE										
CIRCUIT 1	ZONE 1	OFF	ON	OFF	OFF	OFF	OFF	OFF		
CIRCUIT 2	ZONE 1	OFF	ON	OFF	OFF	ON	OFF	OFF		