




Collection	Finish	Product
Square Edged	TBC	1-4 Gang Toggle Switch

Square Edged 1-4 Gang Toggle Switch



Description

A range of toggle switches are available in our Square Edge range.

All units have been designed with ease of installation in mind and have the advantageous design features and quality of the Square Edge Collection.

Features

- Uses grid fixing enabling no visible fixing screws for sleek plate design
- Two way switches can be wired as one or two way.
- Metal toggles to suit plate finish.

Standards and Approvals

BS EN 60669—1

Ordering

When ordering please state in tabular form your requirements for plates/finishes, grid, switch type/finish and box.

Product must always include a plate, grid and switch.

Eg.

Plate: PSQ491/PB

(1 Gang plate in polished brass)

Grid: G491

(No finish option for grids)

Switch: 91/PB

(2 way switch in polished brass)

For toggle switch types see sheet 2.

Catalogue Numbers:

Plates: PSQ491/*-Single plate 1 gang

PSQ492/*- Single plate 2 gang

PSQ493/*- Double plate 3 gang

PSQ494/*- Double plate 4 gang

/* Denotes plate finish

Grids: G491—1 gang

G492—2 gang

G493—3 gang

G494—4 gang

Switch: XX/*/*

XX—See sheet 2 for type.

/* Denotes toggle finish

Recommended Box Depth: 35mm

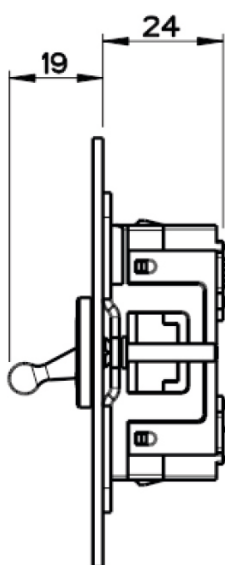
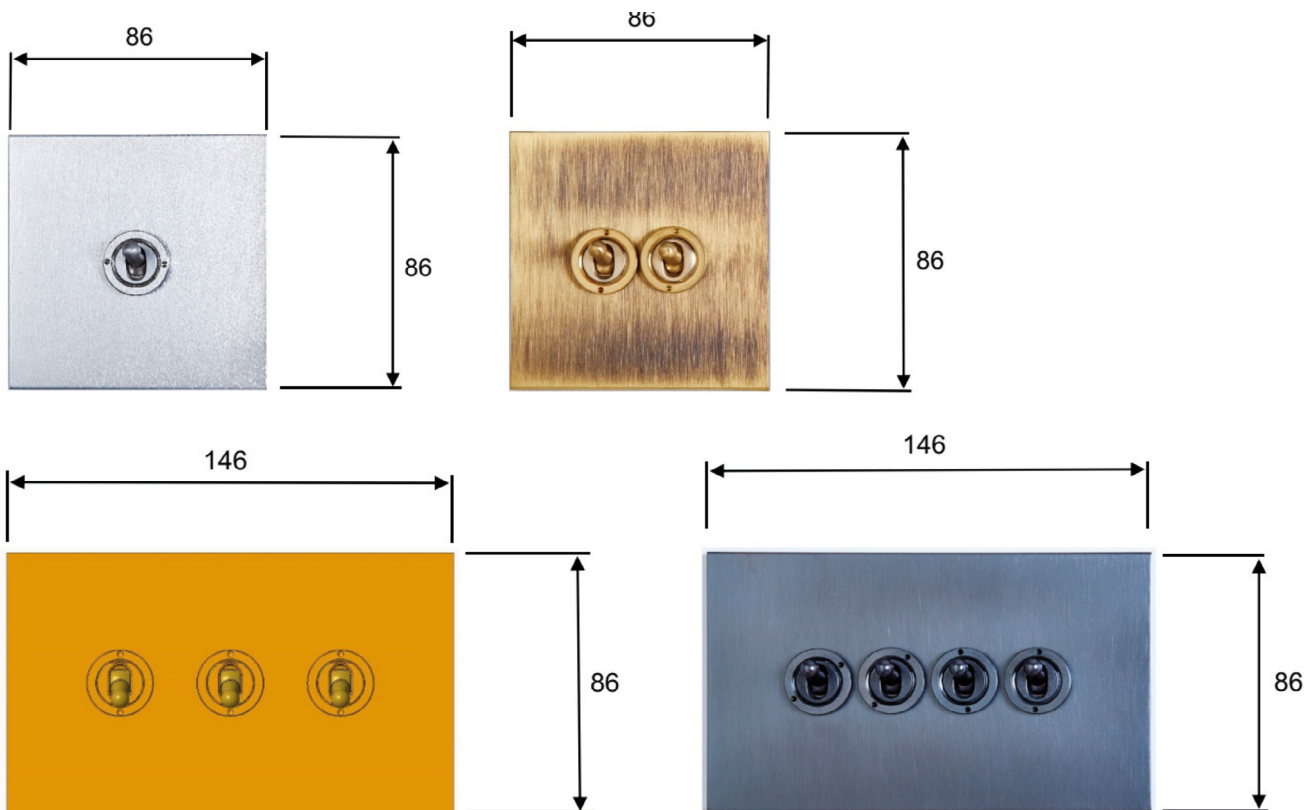
Metal boxes to BS4662

Wandsworth flush box part no.

1702/G (42mm deep)

1703/G (42mm deep)

Collection	Finish	Product
Square Edged	TBC	1-4 Gang Toggle Switch



Side view
common to
all sizes

Note: plate
thickness will vary
between 1.5 &
2.0mm dependant
on chosen finish

Switch Types

Reference	Unit	Type
91/*	Switch	1 or 2 Way - 20 Amp
92/*	Switch	Double Pole - 20 Amp
93/*	Switch	Intermediate - 20 Amp
94/*	Switch	2 Way & Off - 20Amp
96/*	Switch	6amp 2 Way Retractive, 2 position

Note: The Company Policy is one of continuous improvement and the right to change designs, dimensions, descriptive matter, etc., at any time without notice is reserved.