


Collection	Finish	Product
Square Edged	TBC	Architrave 1-2 Gang Toggle Switch

# Square Edged Architrave 1-2 Gang Toggle Switch



## Description

Architrave toggles plate to suit Wandsworth toggle switch interiors.

All units have been designed with ease of installation in mind and have the advantageous design features and quality of the Square Edge Collection.

## Features

- Fixing ring spanner supplied with each toggle switch.
- Metal levers/rings to compliment plate finish.

## Ordering

When ordering please state in tabular form your requirements for plate/finish, switch type/finish and box.

Note: Plate fixing screw positions have non-standard fixing centres so we strongly recommend using Wandsworth boxes.

Product ordering should include plate, switch and box.

Eg.

**Plate:** PSQ482/PB

( 2 Gang plate in Polished Brass )

**Switch:** 91/PB 2-off

( 2 way switch in Polished Brass )

**Box:** 1716

( 2 gang flush box )

## Catalogue Numbers:

**Plate/Grid assembly**

**PSQ481/\*** - 1 Gang

**PSQ482/\*** - 2 Gang

/\* = plate finish

**Switch: XX/\***

XX—See sheet 2 for type

/\* Denotes finish

**Boxes:**

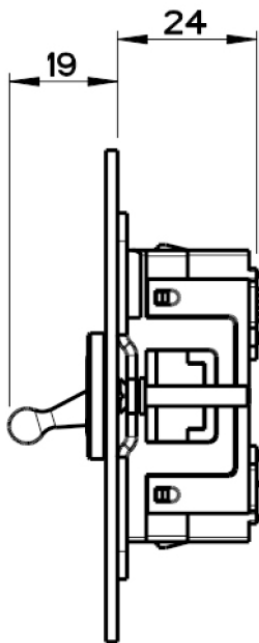
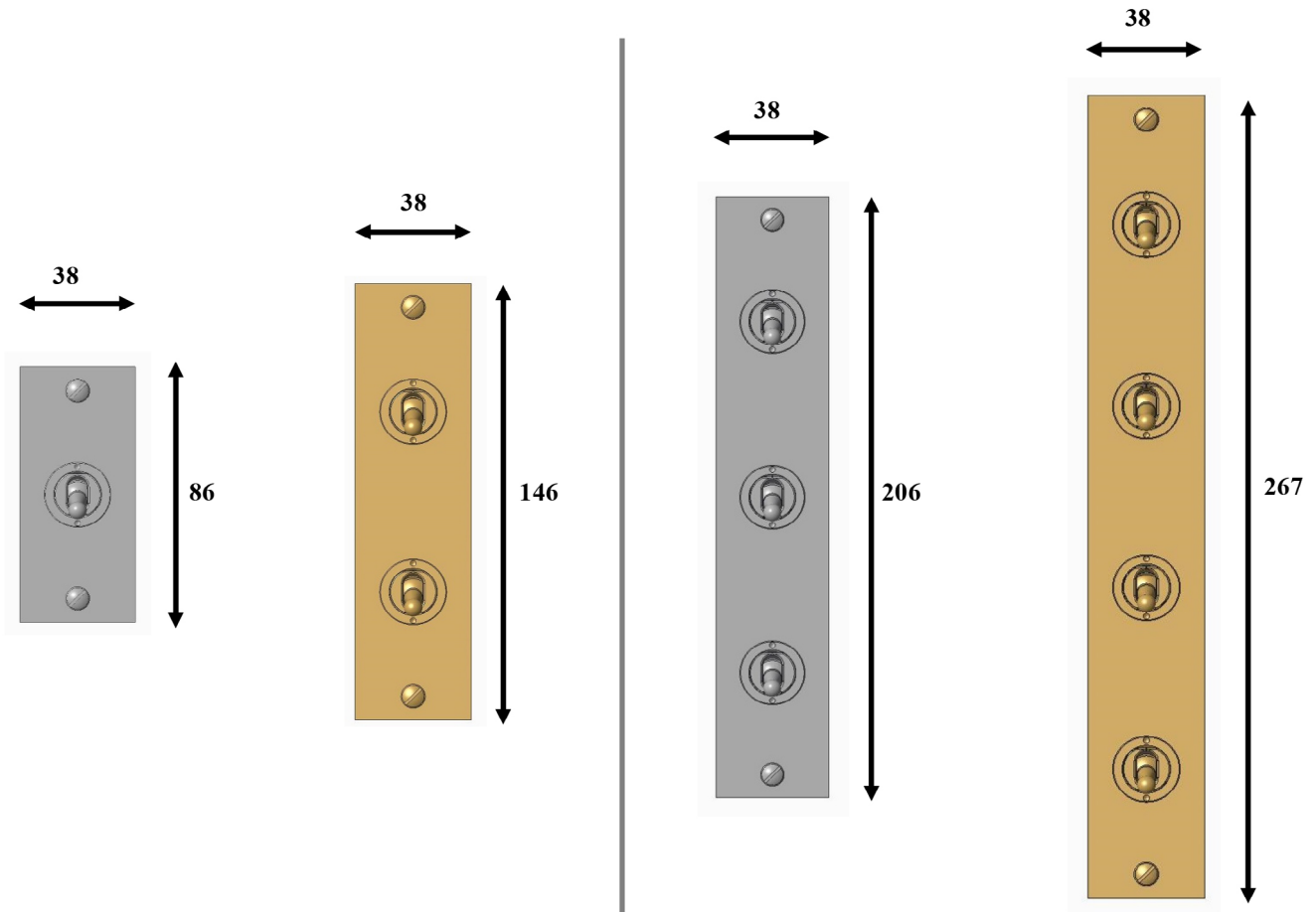
**1715**—1 gang flush box

**1716**—2 gang flush box

Back box depth 35mm

**Note:** The Company Policy is one of continuous improvement and the right to change designs, dimensions, descriptive matter, etc., at any time without notice is reserved.

Collection	Finish	Product
Square Edged	TBC	Architrave 1-2 Gang Toggle Switch



**Note:** plate thickness will vary between 1.5 & 2.0mm dependant on chosen finish

Depths shown common to all gang types

3 and 4 gang versions are available. Please contact Customer services for details/part numbers.

### Switch Types

Reference	Unit	Type
91/*	Switch	1 or 2 Way - 20 Amp
92/*	Switch	Double Pole - 20 Amp
93/*	Switch	Intermediate - 20 Amp
94/*	Switch	2 Way & Off - 20Amp