



Collection	Finish	Product
Classic	TBC	Classic Collection Overview

Classic Collection Overview



Overview

Our Stylish and contemporary Classic Collection offers a genuinely flush finish with a slim, flat plate profile to complement your interior scheme.

Manufactured from solid brass, premium grade stainless steel or aluminium, The Classic Collection plates are finished to the highest possible standards.

A classic and timeless collection that brings style and uncompromising quality to any setting or environment.

Features

- Flush fitting low profile plates
- Screw fixing plate attachment
- Single and Twin Plates available

Ordering

When ordering please state in tabular form your requirements for plates/ finishes, interior assemblies and boxes.

E.g. P2151/PB = 2amp Socket outlet plate, polished brass.
 A2151/B = 2amp Socket outlet interior, black
 1702 = box, flush (metal)

Please see Wandsworth catalogue for more information.

Note: Sockets and Fuse connection units are supplied with a grid and module together as an interior.

Recommendations:

The plate sizes used throughout The Classic Collection are as follows:

Single - 86mm x 86mm

Twin - 146mm x 86mm

Blank Plates: **3495/*** - Single Blank Plate

3492/* - Twin Blank Plate and Grid

Finishes

The Classic Collection is available in a wide range of standard finishes. Please see our catalogue for details.

All finishes are individually inspected by the Wandsworth Group, a sign of the high standard we have set for The Classic Collection.

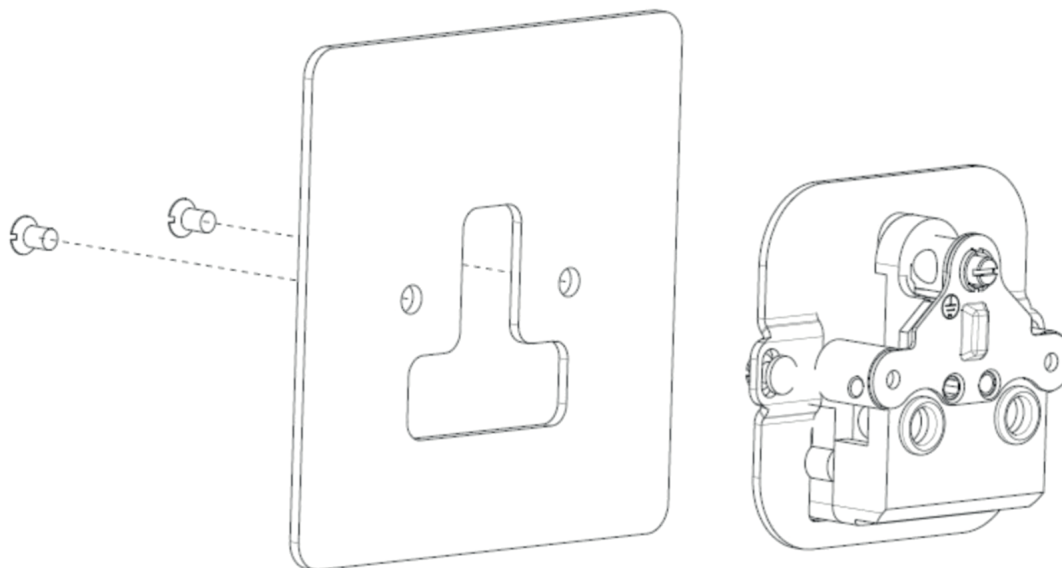
Use a 'soft dry cloth' when cleaning front plates.

Collection	Finish	Product
Classic	TBC	Classic Collection Overview

MOUNTING BOXES

PRODUCT	RECOMMENDED MINIMUM BOX DEPTH
Rocker Switches - Switch:	35 mm
Rocker Switches - Blank:	n/a
Rocker Switches - Neon:	35 mm
Rocker Switches - Key Switch:	35 mm
Dimmers	35 mm
13Amp Sockets - Switched:	35 mm
13Amp Sockets - Un-switched:	35 mm
5 Amp Socket:	35 mm
2 Amp Socket:	25 mm (If using 1.5mm ² cable) / 35 mm (If using 2.5mm ² cable)
Connection Units:	35 mm
45 Amp double pole switch:	47 mm
Fan isolator switch:	47 mm
Shaver supply unit:	47 mm
Euro modules:	See Euromod data sheet
Modular interiors:	See Modular Interior data sheet

Exploded view of The Classic Collection fixing method



Note: The Company Policy is one of continuous improvement and the right to change designs, dimensions, descriptive matter, etc., at any time without notice is reserved.