

Square Edge Collection - Dimmers



wandsworth
GROUP

Standards, Approvals & Directives

Comply with

BS-EN 60669-2-1

EN-55015

CE Marked

Description

Rotary dimmers, suitable for use with both LED and incandescent lighting. Push on/push off switch with rotary control dimming. They have two-way switching that may be used with a normal two-way switch elsewhere. Please note the additional two-way switch will have on/off function only and will not dim from the second location.

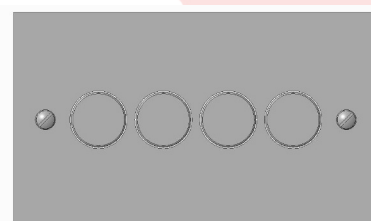


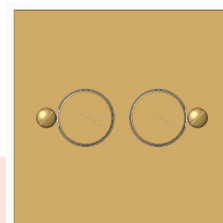
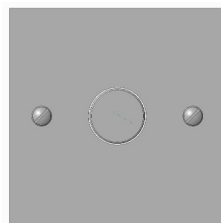
Availability

Modules order separately:

Unit	Description	Rating
RTD120	Dimmer (LED) Trailing edge	120 watt max
RLD300	Dimmer (Incandescent) Leading edge	300 watt max
RAD	Dimmer 1-10V	
ROO	On/off module Switch only—not a dimmer Matches dimmer modules in appearance	

Finishes

All finishes are individually inspected by the Wandsworth Group, a sign of the high standard we have set for The Square Edge Collection.



Features

- Push On/Push Off, rotary dimming control
- All products clearly printed with BS No's, ratings, etc
- Complementary control knobs are supplied with the cover plates
- Available in all Square Edge Collection finishes
- 1 - 4 Gang available

Ordering

When ordering please state in tabular form your requirements for plates/finishes, interior modules and boxes. Note: Separate grids are not required .

E.g. PSQ319/ASI , 3 x RAD , 1703/G

Where /ASI = plate/knob finish in
Antique silver

Larger/multi-gang dimmers are available to special order and quotation. See sheet 2 for catalogue numbers.

Tel: +44(0)1483 713 400

Email: sales@wandsworthgroup.com

Square Edge Collection - Dimmers

Technical Specification

IP Rating—IP2XD

To suit metal back boxes to BS4662

For technical details of dimmer modules please see individual data sheets.

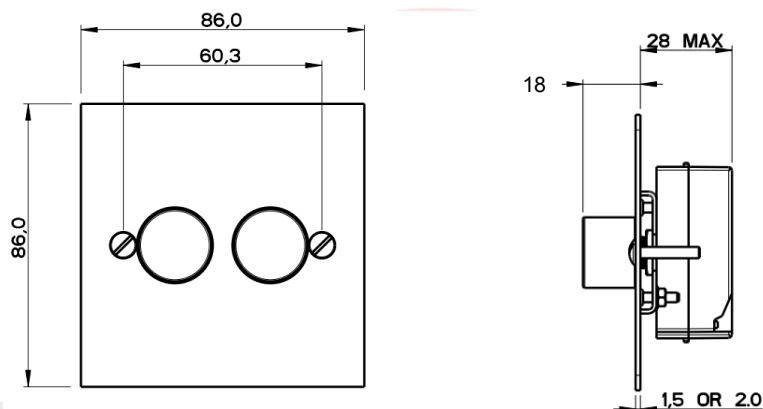
2 Gang Dimmer - Single

Recommended Box Depth:

35 mm

Metal Boxes to BS4662.

Note: 1 Gang plate size is the same



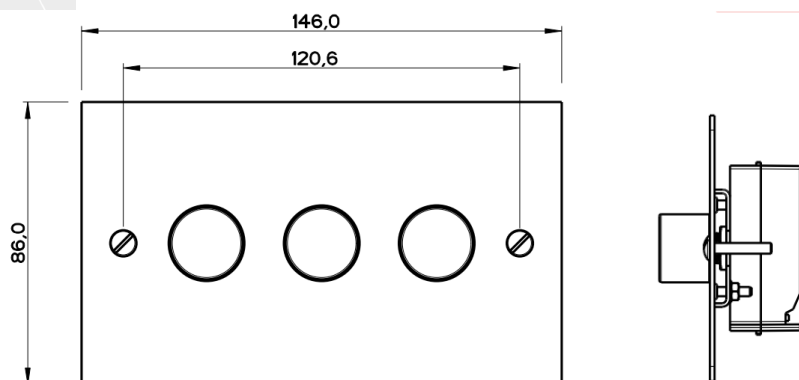
3 Gang Dimmer - Twin

Recommended Box Depth:

35 mm

Metal Boxes to BS4662.

Note: 4 Gang plate size is the same. Larger 2 gang plate also available in this size.



Catalogue numbers:

1 gang—Plate—PSQ331/* , Flush box—1702/g, Surface box—1131

2 gang (single size) - Plate—PSQ318/* , Flush box—1702/g, Surface box—1131

2 gang (twin size) - Plate—PSQ332/* , Flush box—1703/g, Surface box—1134

3 gang - Plate—PSQ319/* , Flush box—1703/g, Surface box—1134

4 gang - Plate—PSQ320/* , Flush box—1703/g, Surface box—1134

Note: The Company Policy is one of continuous improvement and the right to change designs, dimensions, descriptive matter, etc., at any time without notice is reserved.