

# Classic Collection - Dimmers

## Standards, Approvals & Directives

Comply with  
BS-EN 60669-2-1  
EN-55015  
CE Marked

## Description

Rotary dimmers, suitable for use with both LED and incandescent lighting. Push on/push off switch with rotary control dimming. They have two-way switching that may be used with a normal two-way switch elsewhere. Please note the additional two-way switch will have on/off function only and will not dim from the second location.

## Features

- Push On/Push Off, rotary dimming control
- All products clearly printed with BS No's, ratings, etc
- Complementary control knobs are supplied with the cover plates
- Available in all The Classic Collection finishes
- 1 - 4 Gang available
- Dimmer modules ordered separately please see individual data sheets for details



319/ASI (Antique silver)—3 Gang dimmer

## Ordering

When ordering please state in tabular form your requirements for plates/finishes, interior modules and boxes. Note: Separate grids are not required .

**E.g. 319/ASI , 3 x RAD , 1703/G**  
Where /ASI = plate/knob finish in  
Antique silver

Larger/multi-gang dimmers are available to special order and quotation. See sheet 2 for catalogue numbers.

## Finishes

All finishes are individually inspected by the Wandsworth Group, a sign of the high standard we have set for The Classic Collection.

Tel: +44(0)1483 713 400  
Email:  
sales@wandsworthgroup.com

# Classic Collection - Dimmers

## Technical Specification

IP Rating—IP2XD

To suit metal back boxes to BS4662

For technical details of dimmer modules please see individual data sheets.

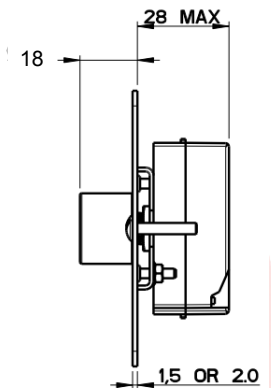
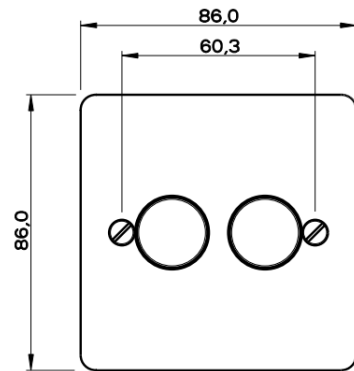
### 2 Gang Dimmer - Single

#### Recommended Box Depth:

35 mm

Metal Boxes to BS4662.

Note: 1 Gang plate size is the same



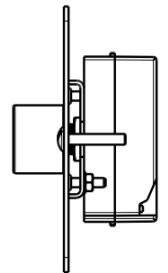
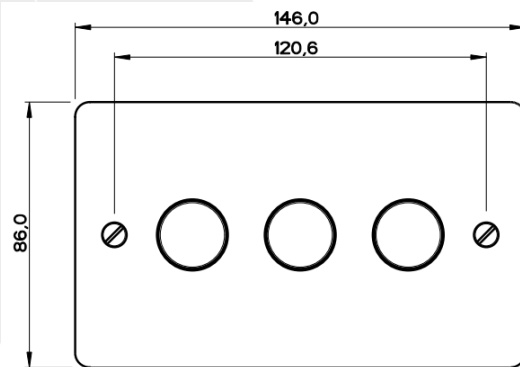
### 3 Gang Dimmer - Twin

#### Recommended Box Depth:

35 mm

Metal Boxes to BS4662.

Note: 4 Gang plate size is the same. Larger 2 gang plate also available in this size.



### Catalogue numbers:

- 1 gang—Plate—331/\* , Flush box—1702/g, Surface box—1131
- 2 gang (single size) - Plate—318/\* , Flush box—1702/g, Surface box—1131
- 2 gang (twin size) - Plate—332/\* , Flush box—1703/g, Surface box—1134
- 3 gang - Plate—319/\* , Flush box—1703/g, Surface box—1134
- 4 gang - Plate—320/\* , Flush box—1703/g, Surface box—1134

*Note: The Company Policy is one of continuous improvement and the right to change designs, dimensions, descriptive matter, etc., at any time without notice is reserved.*