


| Collection | Finish | Product |
|------------|----------------|------------------------|
| Victorian | Polished Brass | 1-4 Gang Rocker Switch |

Victorian Collection 1-4 Gang Rocker Switch



Specified in Polished Brass

Description

A range of rocker switches are available in our Heritage Victorian range.

All units have been designed with ease of installation in mind and have the advantageous design features and quality of the Heritage Collection.

Standards, Approvals & Directives

BS EN 60669—1

Features

- All terminal and fixing screws are operated by one-sized screwdriver.
- Two way switches can be wired as one or two way.
- Metal rockers to suit plate finish, alternatively available in white or black plastic rockers.

Ordering

When ordering please state in tabular form your requirements for plates/ finishes, grid, switch type/finish and box.

Product must always include a plate, grid and switch.

Eg.

Plate: P2301/PB
(1 Gang plate in polished brass)

Grid: G201
(No finish option for grids)

Switch: 11/PB
(2 way switch with polished brass rocker and black frame)

For rocker switch types see sheet 2

Catalogue Numbers:

Plates:

P2301/*-Single plate 1 gang

P2302/*- Single plate 2 gang

P2303/*- Double plate 3 gang

P2404/*- Double plate 4 gang

/* Denotes plate finish

Grids:

G201—1 gang

G202—2 gang

G203—3 gang

G204—4 gang

Switch:

XX—See sheet 2 for type.

/* Denotes rocker finish

/*/* Optional second asterisk denotes frame colour Standard Interior Colour will apply unless specified, see Wandsworth's catalogue for details

Recommended Box Depth: 35mm

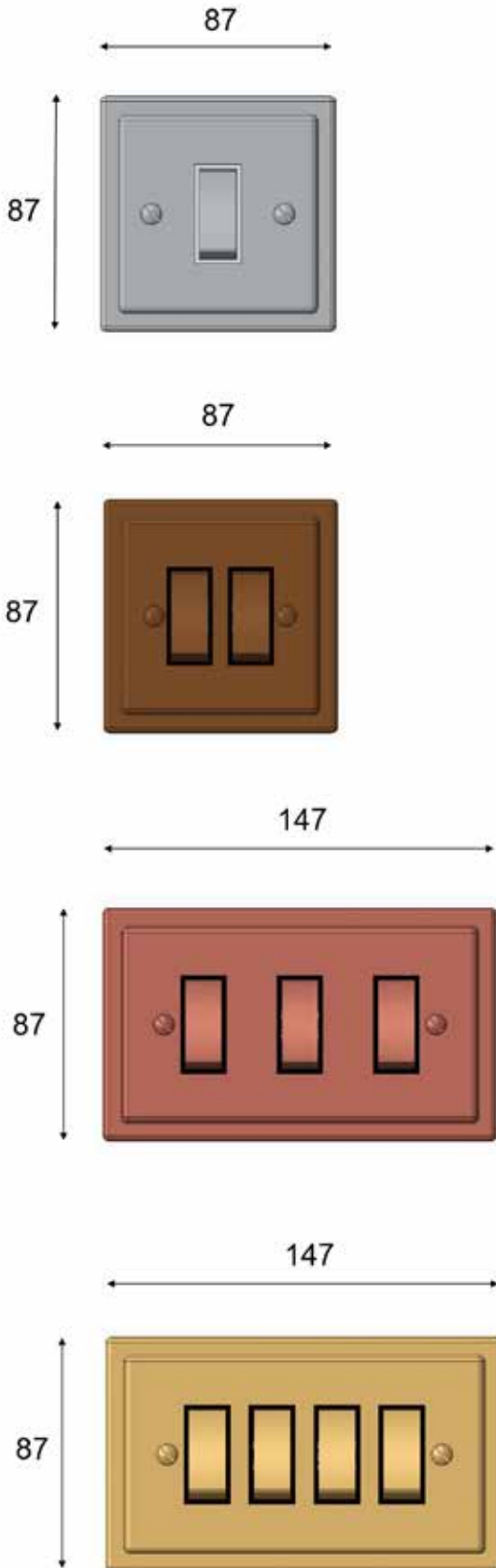
Metal boxes to BS4662

Wandsworth flush box part no.

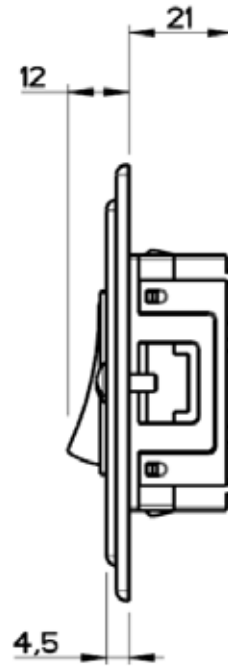
1702/G (42mm deep)

1703/G (42mm deep)

| Collection | Finish | Product |
|------------|----------------|------------------------|
| Victorian | Polished Brass | 1-4 Gang Rocker Switch |



Side view common to all sizes



Rocker Switches

| Reference | Unit | Type |
|-----------|--------|-----------------------------|
| 11/* | Switch | 1 or 2 Way 20 Amp |
| 12/* | Switch | Double Pole 20 Amp |
| 13/* | Switch | Intermediate 20 Amp |
| 14/* | Switch | 2 Way & Off 20 Amp |
| 15/* | Switch | 6amp 2 Way Retractive |
| 17/* | Switch | 6amp 2 Way & Off Retractive |
| 18/* | Blank | Dummy |

NOTE:

The Company Policy is one of continuous improvement and the right to change designs, dimensions, descriptive matter, etc., at any time without notice is reserved.