



Collection	Finish	Product
Classic	Polished Brass	Dimmer Switch

# Classic Collection 1-4 Gang Dimmer Switch



Specified in Polished Brass

## Description

Rotary dimmers, suitable for use with both LED and incandescent lighting. Push on/push off switch with rotary control dimming. They have two-way switching that may be used with a normal two-way switch elsewhere. Please note the additional two-way switch will have on/off function only and will not dim from the second location.

## Standards, Approvals & Directives

Comply with:  
BS-EN 60669-2-1  
EN-55015  
CE Marked

## Features

- Push On/Push Off, rotary dimming control
- All products clearly printed with BS No's, ratings, etc
- Complementary control knobs are supplied with the cover plates
- Available in all The Classic Collection finishes
- 1 - 4 Gang available
- Dimmer modules ordered separately please see individual data sheets for details

## Finishes

All finishes are individually inspected by the Wandsworth Group, a sign of the high standard we have set for The Classic Collection.

## Ordering

When ordering please state in tabular form your requirements for plates/ finishes, interior modules and boxes. Note: Separate grids are not required .

**E.g. 319/ASI , 3 x RAD , 1703/G**

Where /ASI = plate/knob finish in Antique silver

Larger/multi-gang dimmers are available to special order and quota+on. See sheet 2 for catalogue numbers.

## Modules order separately:

Unit	Description	Rating
RTD120	Dimmer (LED) Trailing edge	120 watt max
RLD300	Dimmer (Incandescent) Leading edge	300 watt max
RAD	Dimmer 1-10V	
ROO	On/off module Switch only—not a dimmer Matches dimmer modules in appearance	

Collection	Finish	Product
Classic	Polished Brass	Dimmer Switch

## Technical Specifications

IP Rating—IP2XD

To suit metal back boxes to BS4662

For technical details of dimmer modules please see individual data sheets.

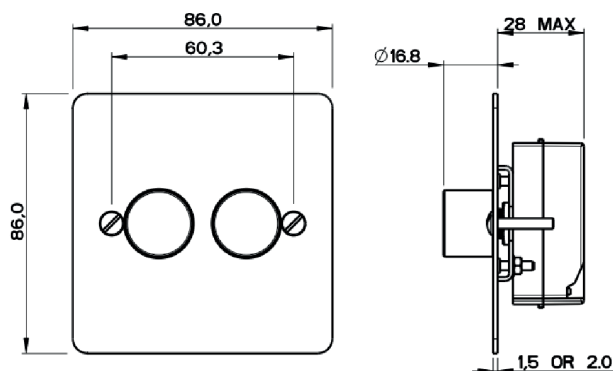
## 2 Gang Dimmer - Single

**Recommended Box Depth:**

35 mm

Metal Boxes to BS4662

Note: 1 Gang plate size is the same



## Catalogue Numbers

### 1 gang—Plate

331/\*, Flush box—1702/g, Surface box—1131

### 2 gang (single size)

Plate—318/\*, Flush box—1702/g, Surface box—1131

### 2 gang (twin size)

Plate—332/\*, Flush box—1703/g, Surface box—1134

### 3 gang

Plate—319/\*, Flush box—1703/g, Surface box—1134

### 4 gang

Plate—320/\*, Flush box—1703/g, Surface box—1134

## 3 Gang Dimmer - Twin

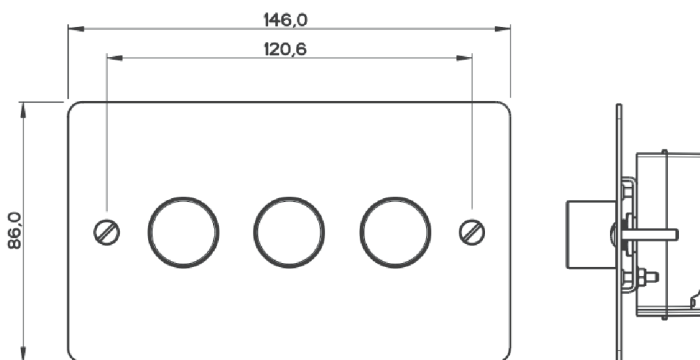
**Recommended Box Depth:**

35 mm

Metal Boxes to BS4662

Note: 4 Gang plate size is the same.

Larger 2 gang plate also available in this size



### NOTE:

The Company Policy is one of continuous improvement and the right to change designs, dimensions, descriptive matter, etc., at any time without notice is reserved.