


Collection	Finish	Product
Penthouse	Polished Brass	Connection Units

Penthouse Collection Connection Units



Specified in Polished Brass

Description

A range of 13A fused connection units have been designed for the connection of refrigerators, water heaters, central heating boilers and other fixed appliances.

All units have been designed with ease of installation in mind and have the advantageous design features and quality of The Penthouse Collection.

Illuminated – Neon indicators are available on switched fuse connection and fuse connection units.

Non-Illuminated – available in switched fuse connection and fuse connection units.

Integral cable outlet available on switched types only.

Standards, Approvals & Directives

Comply with
BS 1363

Features

- Fused connection units have a retained fuse carrier that is not removed during fuse replacement.
- All terminal and fixing screws are operated by one-sized screwdriver.
- Metal rockers to suit plate finish (excluding /W and /WEP).
- All neon indicators are integrally wired into the product and do not require separate connection when installing.
- Red plastic rocker switches available.

Availability

13Amp Fused Connection Units are available as the following units:
All brass based plates with a lacquered finish are supplied with a clear gasket to help eliminate any reactions that may occur with the plaster, and damage the quality of the finish.

NON-ILLUMINATED:

- P466/*, A466/* - Switched Fuse Connection Unit
- P466/*, A467/* - Switched Fuse Connection Unit with cable outlet
- P401/*, A462/* - Non-switched Fuse Connection Unit

ILLUMINATED:

- P466/*, A468/* - Switched Fuse Connection Unit with Neon
- P466/*, A469/* - Switched Fuse Connection Unit with Neon and cable outlet
- P401/*, A463/* - Non switched Fuse Connection Unit with neon

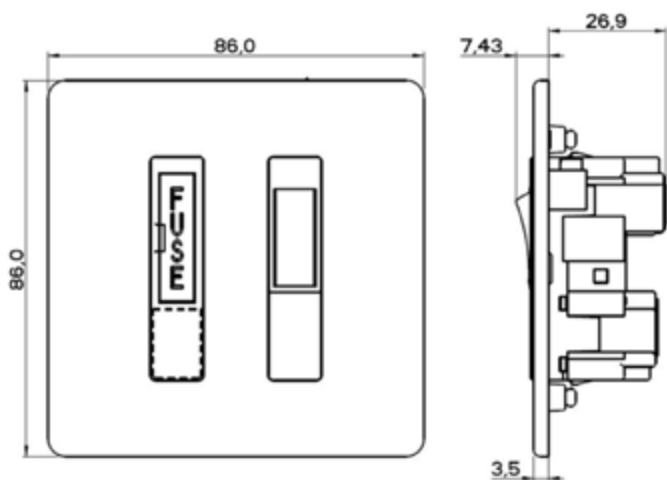
* Interior Finishes available:

/B – Black, /W - White

Collection	Finish	Product
Penthouse	Polished Brass	Connection Units

Switched Fuse Connection Unit

Integral cable-outlet available Cable hole under fuse In these types



Depth

- Switched Fuse Connection Unit – 27mm
- Switched Fuse Connection Unit with Neon – 27mm
- Switched Fuse Connection Unit with cable outlet– 27mm
- Switched Fuse Connection Unit with cable outlet and Neon – 27mm

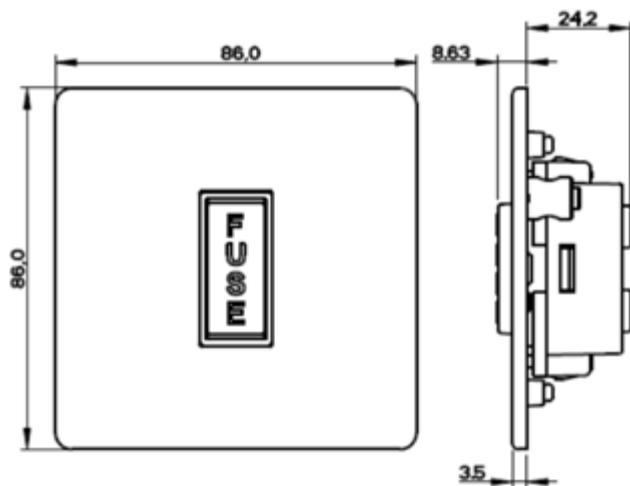
Recommended Box Depth:

- Switched Fuse Connection Unit – 35mm
- Switched Fuse Connection Unit with Neon – 35mm
- Switched Fuse Connection Unit with cable outlet– 35mm
- Switched Fuse Connection Unit with cable outlet and Neon – 35mm

Metal boxes to BS4662
 Not suitable for dry liner/fast-fix or surface boxes

Fuse Connection Unit

Integral cable-outlet not available



Depth

- Fuse Connection Unit – 25mm
- Fuse Connection Unit with Neon – 25mm

Recommended Box Depth:

- Fuse Connection Unit – 35mm
- Fuse Connection Unit with Neon – 35mm

Metal boxes to BS4662
 Not suitable for dry liner/fast-fix or surface boxes

Technical Specification	
Supply Voltage	250VAC
Current Rating	13 Amps
Terminal Capacities:	Live, Neutral & Each 3 x 2.5mm ² 3 x 4mm ² 1 x 6mm ²
Ambient Operating Temperature	-5 C to + 40 C
IP Rating	IP2XD
Max Installation Altitude	2000 meters

NOTE:
 The Company Policy is one of continuous improvement and the right to change designs, dimensions, descriptive matter, etc., at any time without notice is reserved.